



## Vacuum packers standing model

# VP-600

*Industrial vacuum packer  
machines designed for medium  
productions*



### Technical Information

- Entirely made in stainless steel.
- Transparent lid.
- Double sealing
- Soft air
- Inlet plate for height adjustment of the vacuum chamber
- Easy maintenance.
- Pump 25m<sup>3</sup>/h.

### Options

- Gas flushing entrance.
- Electric bag cut-off.
- Sensor control panel
- 20m<sup>3</sup>/h Busch pump
- 40m<sup>3</sup>/h Busch Pump instead of 25m<sup>3</sup>/h.

### Accessories

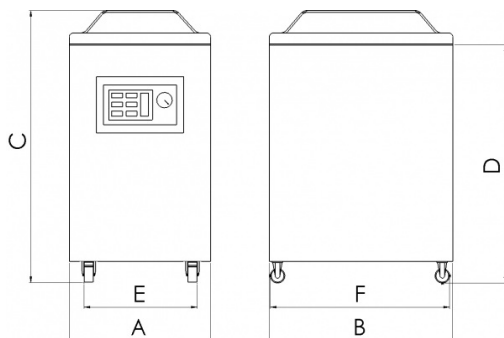
- Inclined inlet plate for packaging products with liquid or sauce
- Connector for external vacuum container.





## Measures

|   |           |
|---|-----------|
| A | 637 mm.   |
| B | 580 mm.   |
| C | 1,022 mm. |



## Control Panel

Time control panel without gas



- Digital control panel.
- Vacuum control by time.
- Sealing time regulation.
- Soft-Air.
- VAC-STOP push button, finish the vacuum and continue the process.
- Monitoring step by step of the cycle through led.
- Vacuum gauge.

Time control panel with gas



- Digital control panel.
- Vacuum control by time.
- Gas flushing entrance control by time.
- Sealing time regulation.
- Soft-Air.
- VAC-STOP push button, finish the vacuum and continue the process.
- Monitoring step by step of the cycle through led.
- Vacuum gauge.

Sensor control panel with gas

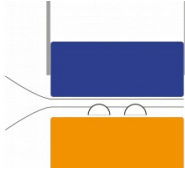


- Digital control panel.
- Vacuum control by sensor.
- Gas flushing entrance control by sensor.
- Sealing time regulation.
- Soft-Air.
- VAC-STOP push button, finish the vacuum and continue the process.
- VAC+ push button, additional vacuum time.
- Maintenance push button control.
- 99 memory positions.
- Monitoring step by step of the cycle through led.

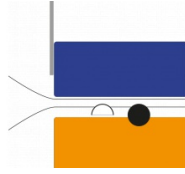


## Welding Type

Double sealing



Sealing + cut



## Tray Type

VP-600 AB

